

DC-S6281HX



2M 30X Speed Dome Camera (WDR, IP67, Heater) / NDAA Compliant

- Easy installation with DirectIP NVR
- micro SD/SDHC/SDXC, Smart Failover
- IK10 / IP67 supports
- Day and night (ICR)
- Supports ONVIF
- 2MP (1920x1080) resolution
- Two-way audio
- Built-in heater
- True wide dynamic range (WDR)
- AF optical zoom lens (f=5.2 - 156mm), 30x zoom
- Alarm in / out
- PoE IEEE 802.3at (Class 4)
- Image Stabilizer (EIS)

SPECIFICATIONS

Video	
Image Sensor	1/2.8" CMOS
Max. Resolution	1920 x 1080
Scanning Mode	Progressive Scan
Lens Type	AF Zoom Lens
Focal Length	5.2 - 156mm
Aperture	F1.33 - F4.95
Iris Control	DC Iris (Hall Sensor)
Angular Field of View	Wide : 58.9°(H), 34.4°(V), 66.3°(D) Tele : 2.7°(H), 1.5°(V), 3.1°(D)
Min. Illumination	Color : 0.1 lux @ F1.33 B/W : 0.01 lux @ F1.33
Dynamic Range	120dB (True WDR)
Electronic Shutter Speed	Auto / Manual (1/30 - 1/10,000), Anti-Flicker, Slow Shutter (1/7.5, 1/15)
Day and Night	Yes (ICR)
Image Setting	Exposure, White Balance, Self-Adjusting Video Mode(Sharpness, Contrast, Colors, Brightness Control)
Backlight Compensation	BLC
Mirroring / Pivot	Horizontal / Vertical
Image Stabilizer	Yes (EIS)
De-fog	Yes
Privacy Masking	8 Zones
Intelligent Video	Video Motion Detection, Active Tampering Alarm, Trip Zone
Video Out	1 Terminal Block
Pan/Tilt/Rotate	
Pan Range	360° (Endless)
Pan Speed	0.02-180°/sec (preset 420°/sec)
Tilt Range	100° (-10-90°)
Tilt Speed	0.02-180°/sec (preset 420°/sec)
Preset	256ea
Network	
Video Compression	H.265, H.264 (MP), M-JPEG
Intelligent Codec	Yes
Bitrate Control	H.264 - CBR / VBR, H.265 - CBR / VBR
Audio Compression	ADPCM 16K, G.726, G.711 u-Law, G.711 a-Law
Two-way Audio	Yes
IP Camera Protocol	DirectIP 2.0, ONVIF Profile S/T
Max. Frame Rate	30fps: 1920 x 1080(WDR)
Supported Resolution	1920x1080, 1280x720, 640x360, 352x240
Multi-video Streaming	Quadruple Streaming
Network Protocols	DirectIP 2.0 Protocol, IPv4, IPv6, RTP/RTSP/TCP, RTP/RTSP/HTTP/TCP, RTP/UDP RTSP/TCP, HTTP, HTTPS, FTP, SMTP, SMTP, FEN, mDNS, uPNP, SNMPv2
Security	SSL Encryption, Multi-user Authority, IEEE 802.1x, IP Filtering, HTTPS
Ethernet	RJ45 (10/100BASE-T)
Recording Session Buffer (NLTSrec)	Yes (Up to 60MB)
Edge Storage	micro SD/SDHC/SDXC, Smart Failover (Up to 512GB)
Alarm and Event	
Trigger Event	Motion Detection, Alarm in, Audio detection, Tampering, Trip Zone
Event Notification	Remote S/W, Email (with Image)
Audio Alarm	Yes
Audio In / Out	1 / 1
Alarm In / Out	4 / 2
Environmental	
Vandal Proof Casing	IK10
Outdoor Ready	IP67
Operating Temperature	-40°C - +55°C (-40°F - +131°F) *Starting up at above -20°C (-4°F)
Operating Humidity	0% - 90%
Electrical	
Power Source	24VAC, PoE IEEE 802.3at (Class 4)
Power Consumption	HEATER OFF 24V-, 0.8A, 13.8W, 50/60Hz PoE, IEEE 802.3at(Class 4), 13.6W HEATER ON 24V-, 1.0A, 17.6W, 50/60Hz PoE, IEEE 802.3at(Class 4), 17.2W
Approval	FCC, CE(S0130-4), KC
Mechanical	
Dimensions	Ø200mm x 201mm (Ø7.88" x 7.91")
Weight	2.54 kg (5.60 lb)



PRODUCT IMAGE



DIMENSIONS







































(Unit - mm)



ACCESSORIES (OPTIONAL)



ACCESSORY CONFIGURATION BY INSTALLATION ENVIRONMENT

PRODUCT	INSTALLATION ENVIRONMENT	ACCESSORY CONFIGURATION
DC-S6281HX	WALL	 ADAPTER PLATE Model: DA-BM1100 
		 WALL MOUNT Model: DA-WM1400
		or
		 SUN SHIELD Model: DA-DH1100 
		 WALL MOUNT Model: DA-WM1400
		or
	CELLING	 ADAPTER PLATE Model: DA-BM1100 
		 CEILING MOUNT Model: DA-CM1300
		or
		 ADAPTER PLATE Model: DA-BM1100 
		 CEILING MOUNT Model: DA-CM1500
		or
		 CEILING MOUNT Model: DA-CM1300 
		 SUN SHIELD Model: DA-DH1100
		or
		 CEILING MOUNT Model: DA-CM1500 
		 SUN SHIELD Model: DA-DH1100
		or
	POLE	 ADAPTER PLATE Model: DA-BM1100 
		 POLE MOUNT Model: DA-LM1100 
		 WALL MOUNT Model: DA-WM1400
		or
		 SUN SHIELD Model: DA-DH1100 
		 POLE MOUNT Model: DA-LM1100 
 WALL MOUNT Model: DA-WM1400		
CORNER	 ADAPTER PLATE Model: DA-BM1100 	
	 CORNER MOUNT Model: DA-RM1100 	
	 WALL MOUNT Model: DA-WM1400	
	or	
	 SUN SHIELD Model: DA-DH1100 	
	 CORNER MOUNT Model: DA-RM1100 	
 WALL MOUNT Model: DA-WM1400		